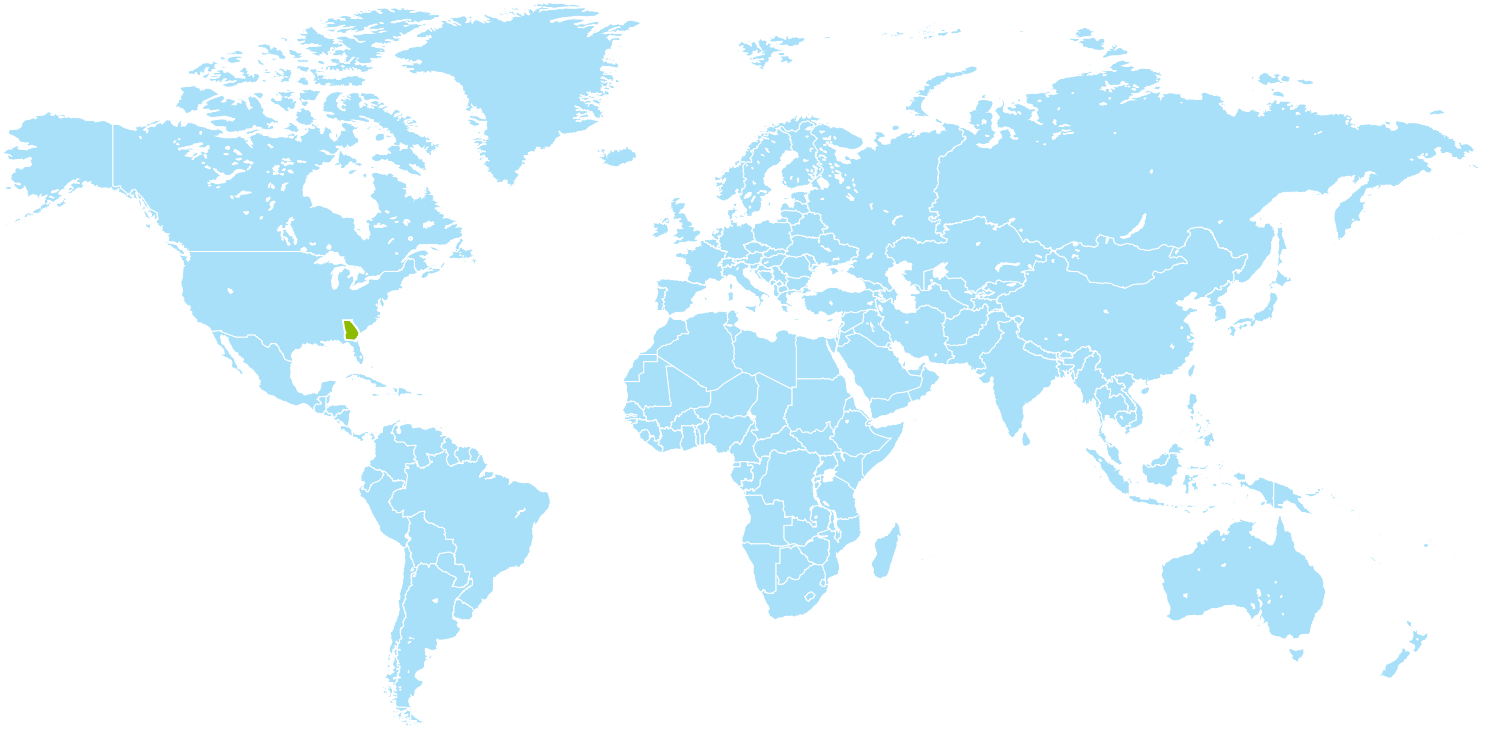


# 2019 GEORGIA GLOBAL TRADE SUMMARY



## GLOBAL INSIGHT GLOBAL CONNECTIONS

We **SPEAK** Business



## **Another Record Year for Georgia Exports in 2019**

Georgia's global connectivity continues to drive the state's competitiveness, delivering another record year for total trade and exports. Georgia exports grew to an all-time high of \$41.2 billion in 2019, surpassing the previous record set in 2018. Overall, exports grew by 1.5 percent, even as total U.S. exports contracted slightly. Georgia remains home to a robust international ecosystem and companies across the state enjoy seamless access to the international marketplace. Georgia maintains representation in 12 strategic global markets including Brazil, Canada, Chile, China, Colombia, Europe, Israel, Japan, Korea, Mexico, Peru and the United Kingdom. This network of international representatives plays a crucial role in facilitating international sales for both large and small companies statewide. Nearly 90% of Georgia exporters are small and medium-sized firms, and approximately two-thirds of Georgia's total trade involves markets where the state has representation.

With more than 6,600 manufacturing firms in Georgia employing more than 400,000 Georgians, manufactured goods make up 90% of Georgia goods exports. The remaining 10% represent Georgia's vital agriculture industry. In total, Georgia businesses exported goods to 214 unique countries and territories in 2019, and the state ranks 12<sup>th</sup> among the largest exporting states in the nation. The top 5 customers for Georgia products remain Canada, Mexico, Germany, China and Singapore. Exports to Germany increased by 20% in 2019, bolstered by growth in exports of civilian aircraft (+48%), contact lenses (+26%) and medical instruments (+93%).

Total trade exceeded a record \$143.3 billion, spanning 221 countries and territories. The state's top 5 trading partners were China, Germany, Mexico, Canada and Korea. Georgia maintained its rank as 7<sup>th</sup> in the nation for total trade. Imports reached \$102.1 billion and top import partners remain China, Germany, Mexico, Korea and Japan.

The state's continued export growth reflects the competitiveness and diversity of Georgia's industry base:



Georgia is home to more than 800 aerospace companies, generating a record-breaking \$10.8 billion in exports in 2019. This represents an 18% increase over the previous year. Fueled by a surge in exports to Singapore (+35%) and Germany (+35%), aerospace remains the top export industry in Georgia. The top five markets for Georgia aerospace products include Singapore, Germany, Japan, United Kingdom and Canada. Among U.S. states, Georgia ranks 5<sup>th</sup> for aerospace exports.



Food and fiber production and related industries contribute \$76 billion to Georgia's economy. With more than \$4.2 billion in exports in 2019, agriculture continues to be a leading export segment for the state. Top products include poultry, cotton and peanuts. Three out of four Georgia counties are involved in poultry and egg production and Georgia produces more than half of the nation's peanuts. Top markets for Georgia agriculture include Canada, Mexico, Vietnam, China and the United Kingdom.



With nearly 2,000 establishments related to the life sciences sector, Georgia exports of medical devices and pharmaceuticals grew to \$1.9 billion in 2019, an 8% increase over 2018. Top markets include Belgium, China, Germany, Canada and Japan, including a 74% increase in exports to Germany. Georgia ranks 16<sup>th</sup> in the nation for medical device and pharmaceutical exports.



Georgia is an important part of the global automotive supply chain, with more than 300 facilities generating \$3.2 billion in automotive-related exports. Top markets in 2019 included Canada, Mexico, United Arab Emirates, Germany and Georgia. The Georgia Ports Authority remains the second busiest port in the nation for Ro/Ro trade, and currently has an annual capacity for 900,000 vehicles with anticipated capacity for 1.5 million vehicles in the future.

Data Sources: Global Trade Atlas (by HS code, based on origin of movement); International Trade Administration; Global Agricultural Trade System Online; The University of Georgia Center for Agribusiness and Economic Development; National Association of Manufacturing

Service sector export data not available at state level.

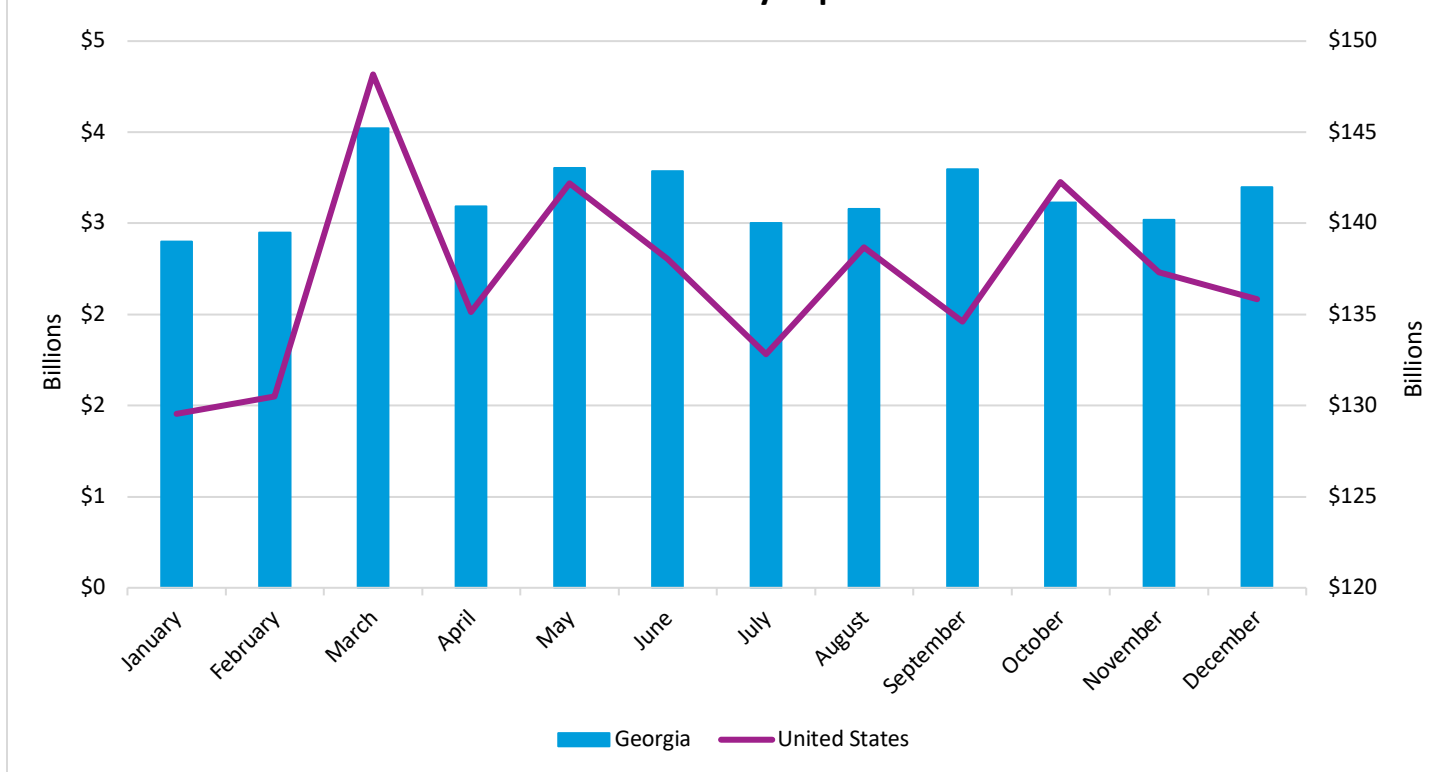
## EXPORTS

Georgia's Top Export Markets 2019

2019 Rank	Country	2015	2016	2017	2018	2019	%Δ 19/18
	<b>World</b>	<b>\$38.5B</b>	<b>\$35.6B</b>	<b>\$37.2B</b>	<b>\$40.6B</b>	<b>\$41.2B</b>	<b>1.51%</b>
1	Canada	\$6.4B	\$5.8B	\$6.2B	\$6.3B	\$5.9B	-5.94%
2	Mexico	\$3.4B	\$3.5B	\$3.6B	\$3.9B	\$3.5B	-9.95%
3	Germany	\$1.4B	\$1.5B	\$1.8B	\$2.2B	\$2.7B	20.84%
4	China	\$2.6B	\$2.5B	\$2.8B	\$2.9B	\$2.3B	-20.74%
5	Singapore	\$1.2B	\$1.2B	\$1.4B	\$1.6B	\$2.0B	25.84%
6	United Kingdom	\$1.8B	\$1.3B	\$1.2B	\$1.5B	\$1.5B	-3.21%
7	Japan	\$1.3B	\$1.4B	\$1.3B	\$1.4B	\$1.4B	0.56%
8	The Netherlands	\$810.6M	\$760.9M	\$1.0B	\$1.3B	\$1.3B	1.30%
9	Korea	\$846.5M	\$980.5M	\$869.5M	\$1.0B	\$996.4M	-3.99%
10	United Arab Emirates	\$743.1M	\$727.8M	\$815.6M	\$813.2M	\$972.3M	19.56%

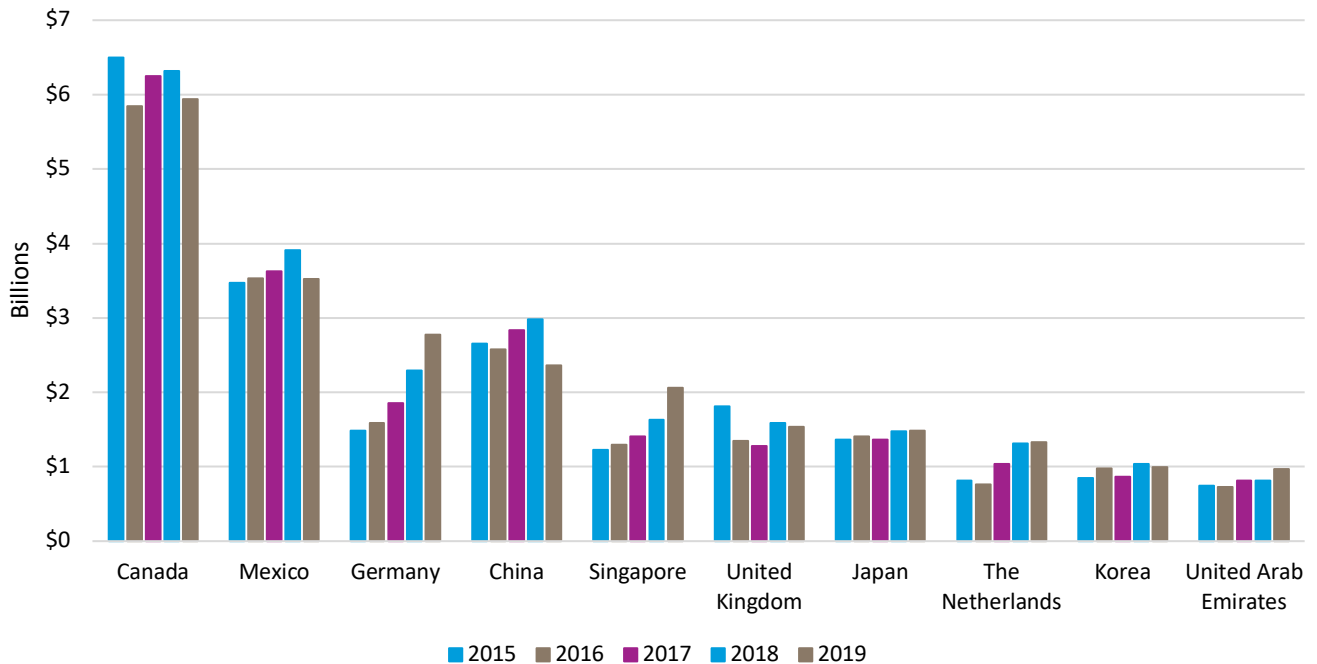
Data Source: Global Trade Atlas; prepared by Georgia Department of Economic Development

2019 Monthly Exports



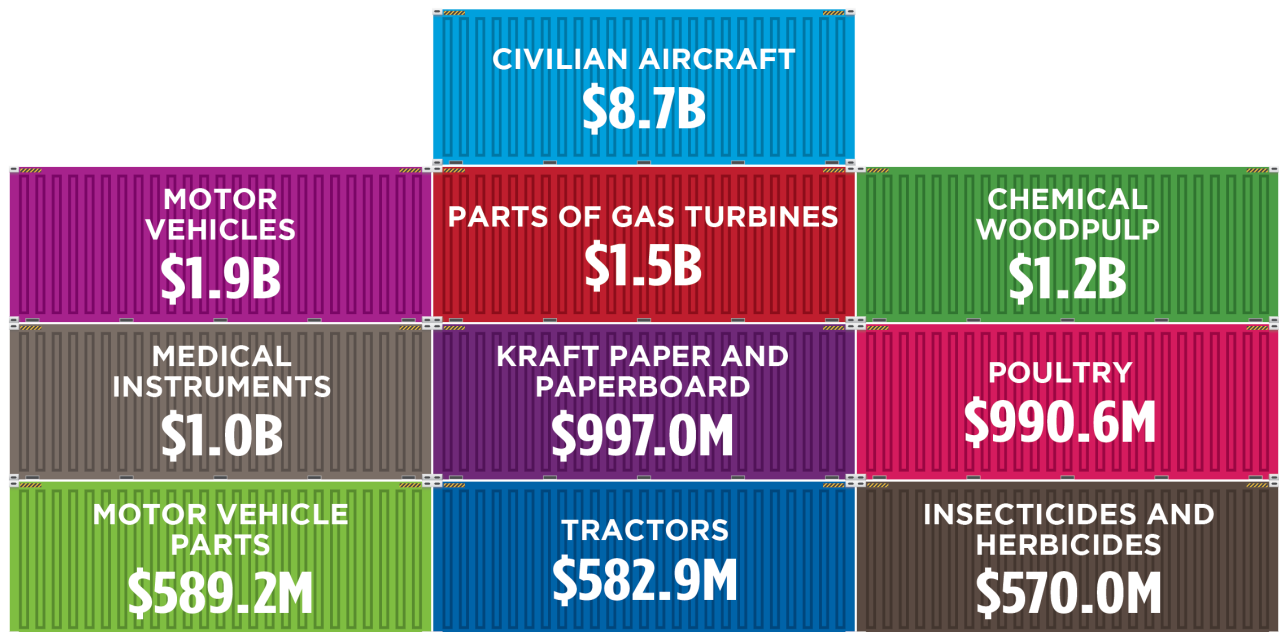
Data Source: Global Trade Atlas; prepared by Georgia Department of Economic Development

## Georgia's Top Export Markets 2019



Data Source: Global Trade Atlas; prepared by Georgia Department of Economic Development

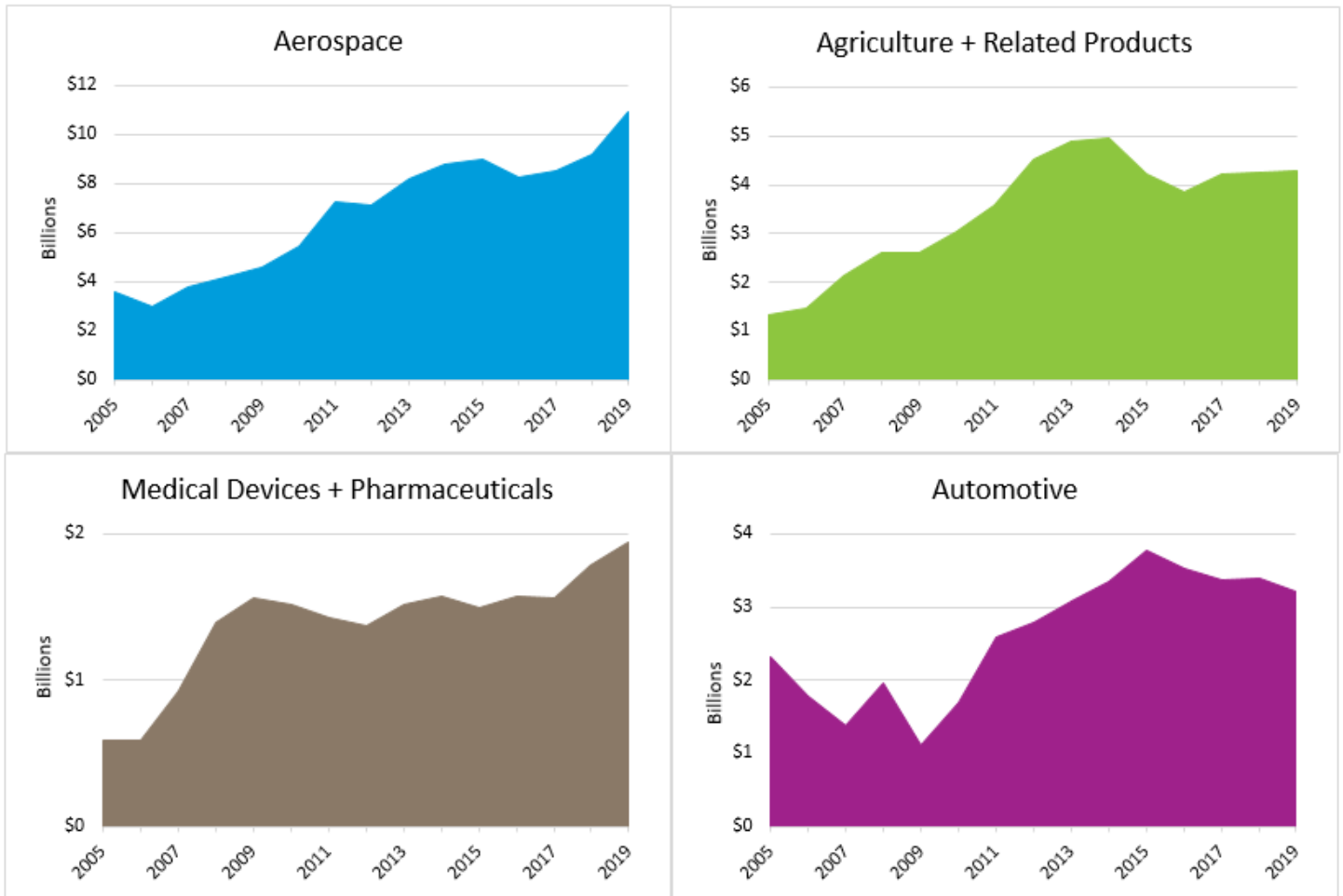
## Georgia's Top Exported Products 2019



Data Source: Global Trade Atlas; prepared by Georgia Department of Economic Development



## Georgia's Export Growth by Strategic Industry



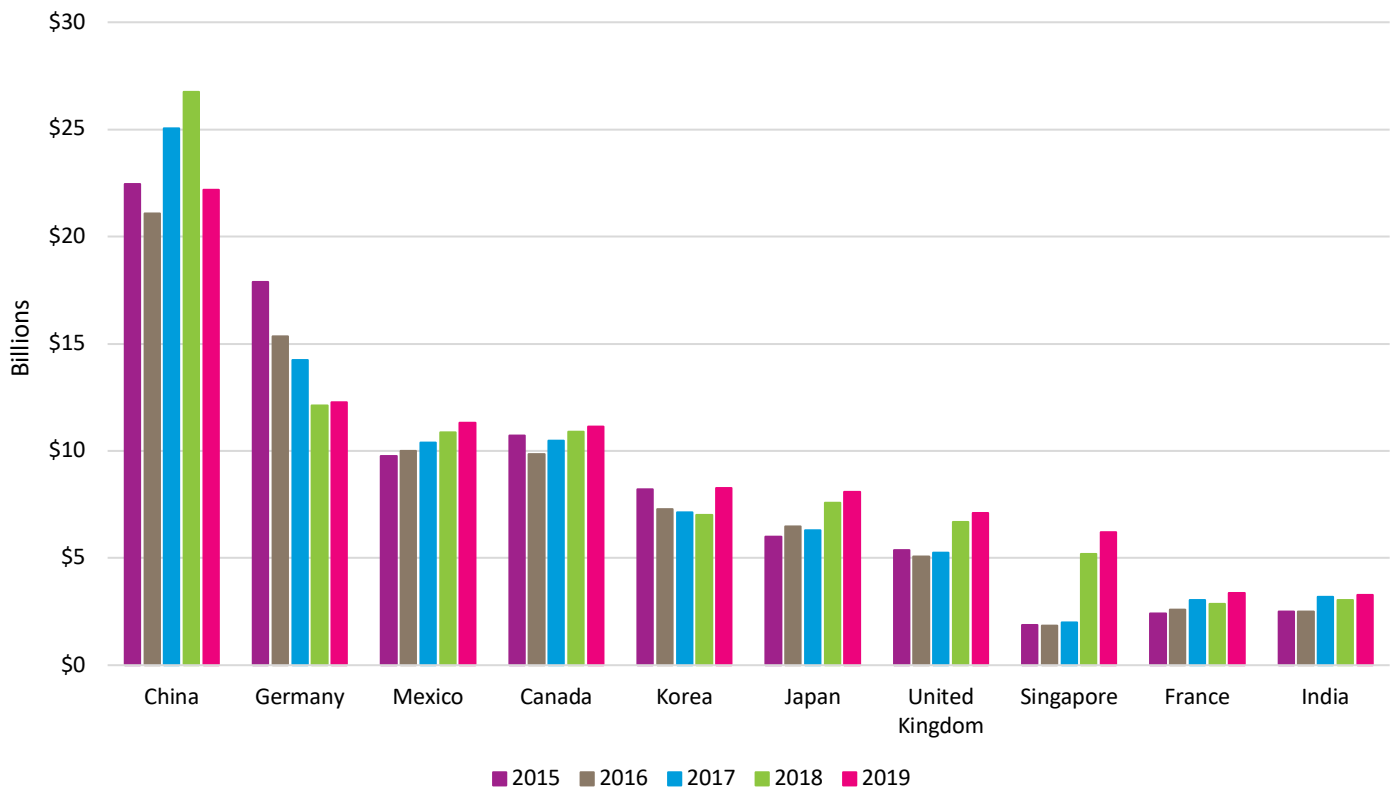
Data Source: Global Trade Atlas & Global Agricultural Trade System Online; prepared by Georgia Department of Economic Development

## TOTAL TRADE

Georgia's Total Trade Top Markets 2019							
2019 Rank	Country	2015	2016	2017	2018	2019	%Δ 19/18
	<b>World</b>	<b>\$127.2B</b>	<b>\$121.8B</b>	<b>\$128.4B</b>	<b>\$139.3B</b>	<b>\$143.3B</b>	<b>2.87%</b>
1	China	\$22.4B	\$21.0B	\$25.0B	\$26.7B	\$22.1B	-17.02%
2	Germany	\$17.8B	\$15.3B	\$14.2B	\$12.1B	\$12.2B	1.21%
3	Mexico	\$9.7B	\$9.9B	\$10.3B	\$10.8B	\$11.3B	4.15%
4	Canada	\$10.7B	\$9.8B	\$10.4B	\$10.8B	\$11.1B	2.22%
5	Korea	\$8.1B	\$7.2B	\$7.1B	\$7.0B	\$8.2B	18.13%
6	Japan	\$6.0B	\$6.4B	\$6.3B	\$7.5B	\$8.0B	6.62%
7	United Kingdom	\$5.3B	\$5.0B	\$5.2B	\$6.6B	\$7.0B	6.08%
8	Singapore	\$1.8B	\$1.8B	\$1.9B	\$5.1B	\$6.1B	19.45%
9	France	\$2.4B	\$2.6B	\$3.0B	\$2.8B	\$3.3B	18.62%
10	India	\$2.4B	\$2.5B	\$3.1B	\$3.0B	\$3.2B	7.40%

Data Source: Global Trade Atlas; prepared by Georgia Department of Economic Development

### Georgia's Total Trade Top Markets 2019



Data Source: Global Trade Atlas; prepared by Georgia Department of Economic Development

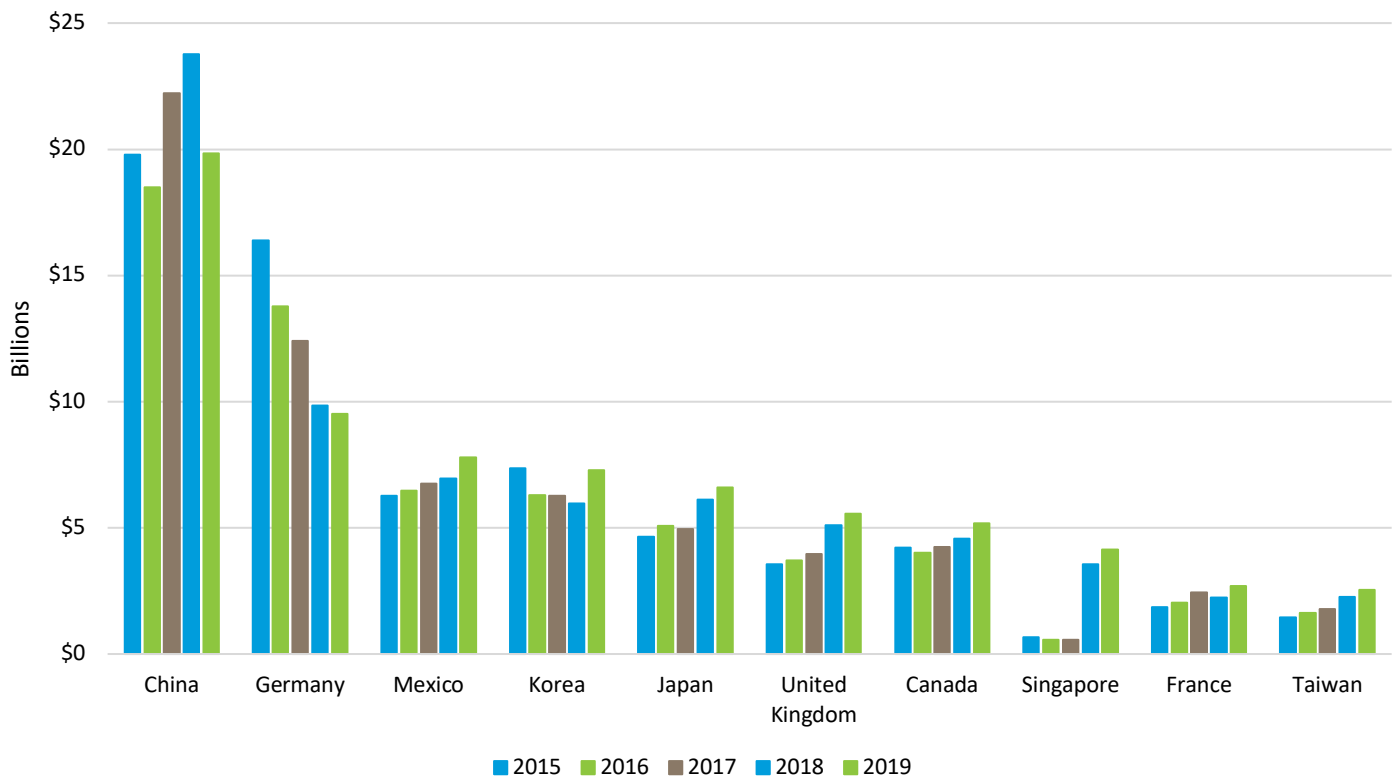
## IMPORTS

### Georgia's Top Import Markets 2019

2019 Rank	Country	2015	2016	2017	2018	2019	%Δ 19/18
	<b>World</b>	<b>\$88.6B</b>	<b>\$86.1B</b>	<b>\$91.2B</b>	<b>\$98.7B</b>	<b>\$102.1B</b>	<b>3.43%</b>
1	China	\$19.7B	\$18.5B	\$22.2B	\$23.7B	\$19.8B	-16.56%
2	Germany	\$16.3B	\$13.7B	\$12.4B	\$9.8B	\$9.5B	-3.37%
3	Mexico	\$6.2B	\$6.4B	\$6.7B	\$6.9B	\$7.7B	12.08%
4	Korea	\$7.3B	\$6.2B	\$6.2B	\$5.9B	\$7.2B	21.98%
5	Japan	\$4.6B	\$5.0B	\$4.9B	\$6.1B	\$6.5B	8.09%
6	United Kingdom	\$3.5B	\$3.7B	\$3.9B	\$5.0B	\$5.5B	8.98%
7	Canada	\$4.2B	\$4.0B	\$4.2B	\$4.5B	\$5.1B	13.49%
8	Singapore	\$653.2M	\$563.6M	\$572.2M	\$3.5B	\$4.1B	16.51%
9	France	\$1.8B	\$2.0B	\$2.4B	\$2.2B	\$2.6B	19.97%
10	Taiwan	\$1.4B	\$1.6B	\$1.7B	\$2.2B	\$2.5B	12.89%

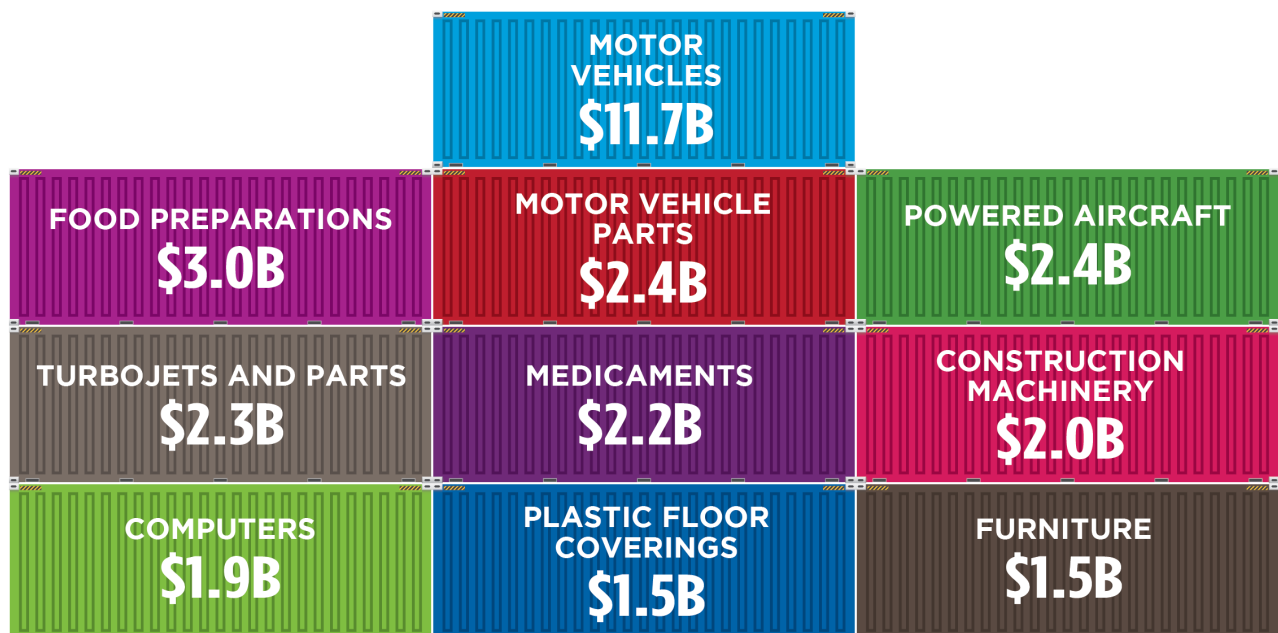
Data Source: Global Trade Atlas; prepared by Georgia Department of Economic Development

## Georgia's Top Import Markets 2019



Data Source: Global Trade Atlas; prepared by Georgia Department of Economic Development

## Georgia's Top Imported Products 2019



Data Source: Global Trade Atlas; prepared by Georgia Department of Economic Development

\*For more information please contact Abby Holmes, Georgia Department of Economic Development Trade Division, at [aholmes@georgia.org](mailto:aholmes@georgia.org)