



Georgia 2016 Job Tax Credit Tiers

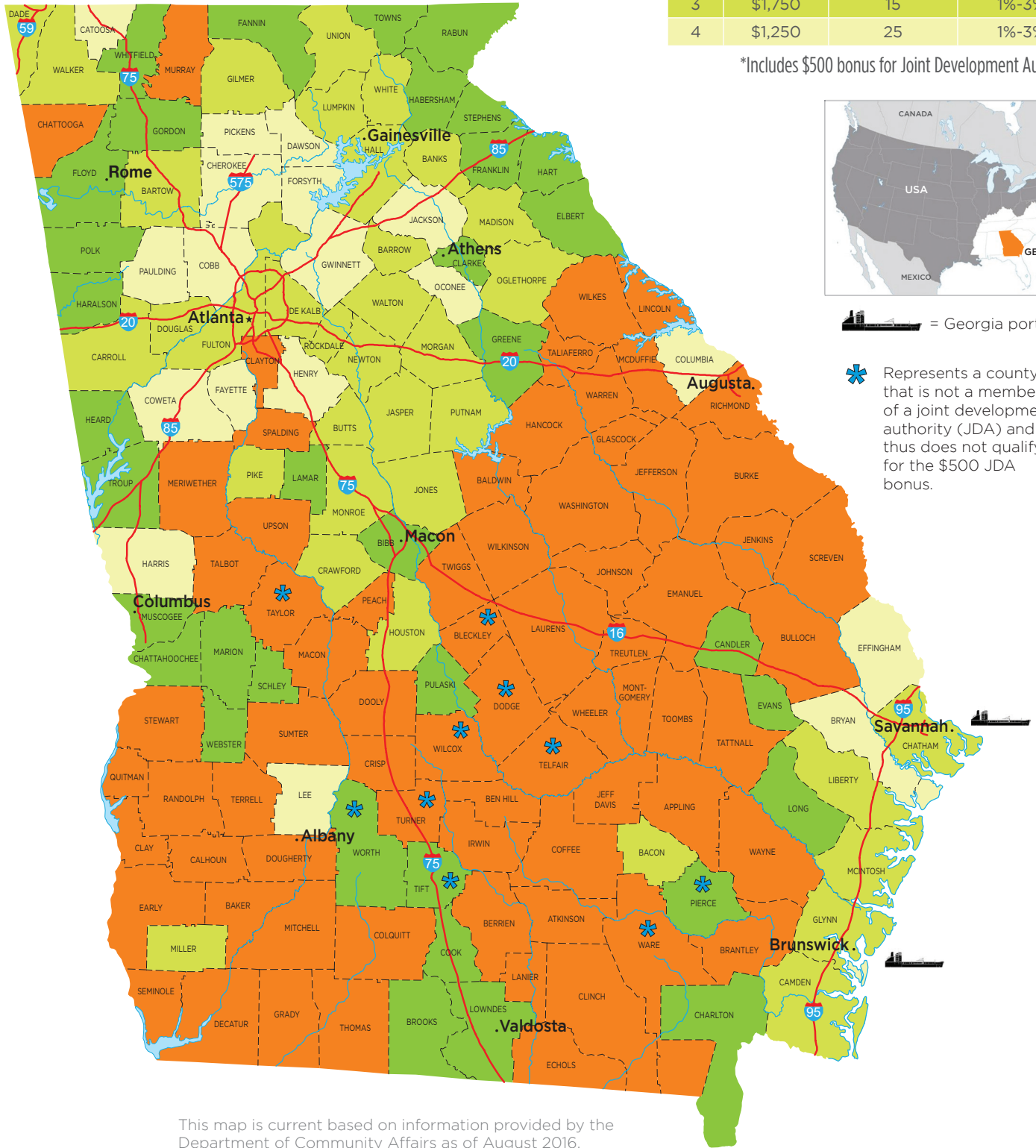
| TIER | JOB TAX CREDITS* | MINIMUM # OF NEW JOBS | INVESTMENT CREDITS |
|------|------------------|-----------------------|--------------------|
| 1 | \$4,000 | 2 | 5%-8% |
| 2 | \$3,000 | 10 | 3%-5% |
| 3 | \$1,750 | 15 | 1%-3% |
| 4 | \$1,250 | 25 | 1%-3% |

*Includes \$500 bonus for Joint Development Authority.



 = Georgia port.

 Represents a county that is not a member of a joint development authority (JDA) and thus does not qualify for the \$500 JDA bonus.



This map is current based on information provided by the Department of Community Affairs as of August 2016.

